



Ceramic History Project

Ceramics 1 & 2 • Mrs. Estoch


Draw three ideas for the shape of your piece

Three empty rectangular boxes arranged horizontally, intended for drawing three ideas for the shape of a ceramic piece.

Draw three ideas for the handles of your piece

Three empty rectangular boxes arranged horizontally, intended for drawing three ideas for the handles of a ceramic piece.

Draw three ideas for the patterns of your piece

Three empty rectangular boxes arranged horizontally, intended for drawing three ideas for the patterns of a ceramic piece.

Draw two ideas for your design. Show detail and draw neatly.

After choosing your final design, describe the steps and techniques you will be using to create your project. Discuss and share your plan with your teacher for final approval.